



Eden Reforestation Projects Executive Dashboard

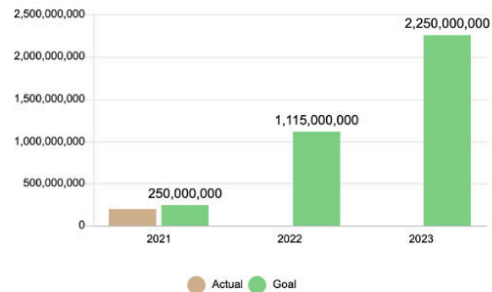
Our Mission: To offer the dignity of fair employment to people living in impoverished communities, who become transformational agents of global forest restoration.

Departments

- Eden Development Dashboard
- Eden Finance Dashboard
- Eden Int'l Ops Dashboard
- Eden Marketing Dashboard

IMPACT

LAG: Total Trees Planted



LAG: Total Impact

250,000
Hectares Protected & Planted

LEAD: Project Inventory (2021)

65
Pipeline of Sites
32
Sites Currently Available
2,000,000
Pipeline of Hectares Available
500,000
Hectares Currently Available

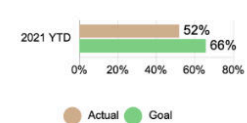
LEAD: # Planting Partners

Actual 1
Goal 5

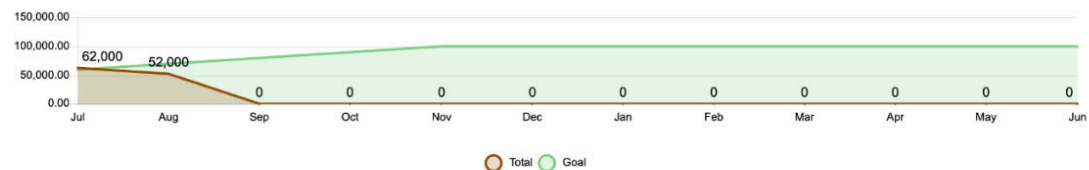
LEAD: Avg Trees Planted/Employee

2021
4,200

LAG: % Female Employees

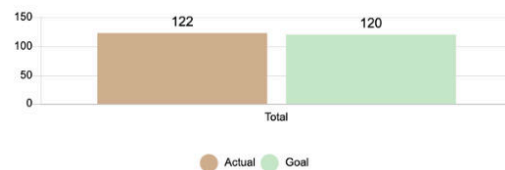


LEAD: Total Field Employees

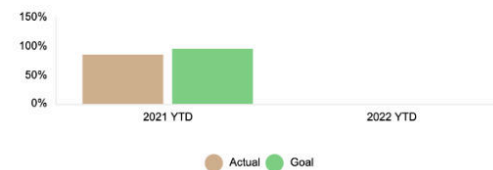


ORGANIZATIONAL

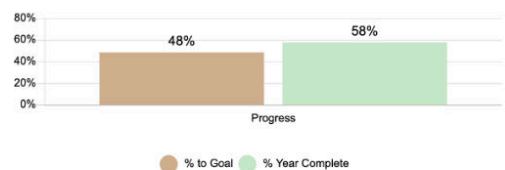
LEAD: Fundraising Activity - Current Month



LAG: % New Sites M&E Compliant



LAG: YTD Progress to Revenue Goal



LEAD: Project Leaders in Training

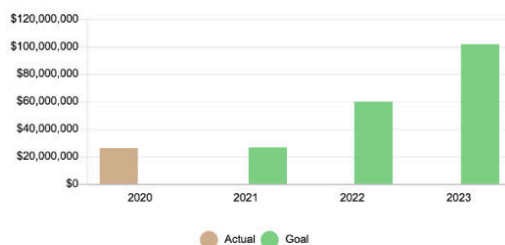
Actual 100
Goal 110

Under Development

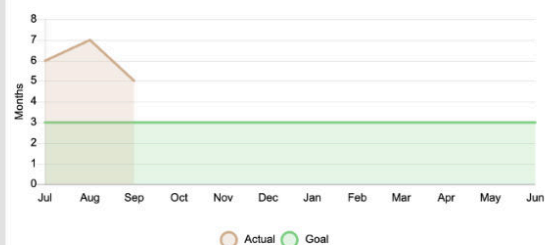
- Discounted Total \$ from "Ecosystem" funding partners in pipeline
- Value of projects ready to fund

FINANCE

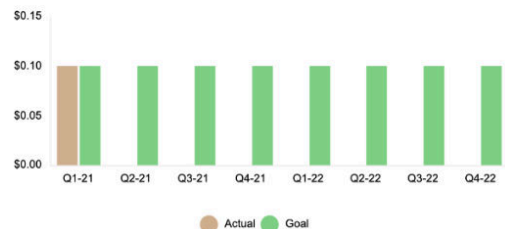
LAG: Annual Budget Growth



LAG: Months of Cash Reserve



LEAD: Average Cost per Tree Produced



LEAD: Cost per Dollar Raised

